

Pre-registration for the CLASS OF 2022 into District 117 ACHS/LCHS is available online.

Click the link below and enter the information shown on this screen.

Click on the START NEW PRE-REGISTRATION

<https://communityhsd117.infinitecampus.org/campus/OLRLoginKiosk/community>



ONLINE PRE-REGISTRATION KIOSK

Welcome to the D117 Online Pre-Registration. In the Spring of 2018 Parent/Guardians will be asked to enroll your 8th grade student into the 18-19 school year and verify family demographic information.

Start New Pre-Registration Return to Saved Pre-Registration

Please be aware that the browser pop up blocker must be turned off in order to access the application. A document has been attached to this email with directions on how to turn off the pop up blockers in various web browsers.

Please complete the information below to begin the pre-registration process.

Parent/Guardian First Name	*
Parent/Guardian Last Name	*
Date of Birth (MM/DD/YYYY)	*
Registration Year	*
Email Address	
Previously Attended this District	

Please type what you see displayed in the image below

**Required fields > Date of Birth used to avoid duplicates in system

Select 18-19 school year from the Drop Down

Before beginning the online pre-registration have the following information available:

- Household Information – address and phone numbers
- Parent/Guardian information – work and cell phone numbers, email addresses
- Student Information – demographic and health/medication information
- Emergency Contact – phone numbers



Begin Registration

Note

Your confirmation number is 9274. Please write this down to assure re-entry into the pre-registration system in case your system becomes disconnected.

Confirm

Once you click BEGIN REGISTRATION a confirmation # is given - remember this number in case your system is interrupted.

Turn Off Pop-Up Blocker in Safari and Firefox on a Mac

eSIS reports are considered "pop-ups" by whichever browser you are using. If you have a pop-up blocker enabled in that browser, the reports will not open.

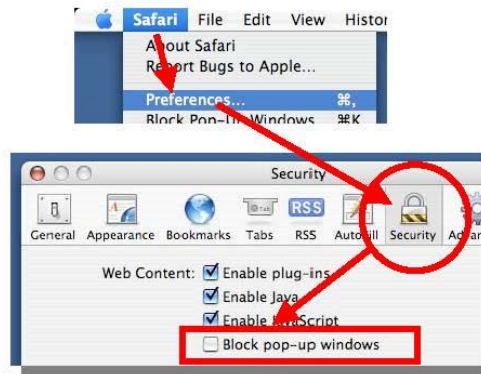
To turn off the pop-up blocker, follow these instructions



There are actually two different ways to turn the pop-up blocker on or off in **Safari**



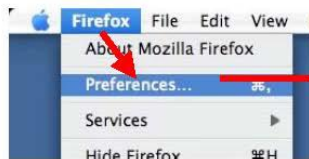
Safari > "Block Pop-Up Windows"



Safari > Preferences > Security




There's just one way to turn off the pop-up blocker in **Firefox**



Firefox > Preferences > Content




Block or allow pop-ups in Chrome

By default, Google Chrome blocks pop-ups from automatically showing up on your screen. When a pop-up is blocked, the address bar will be marked Pop-ups blocked . You can also decide to allow pop-ups.

If you still get pop-ups after disabling them, then you could have malware. Learn how to [get rid of malware](#).

[COMPUTER](#) [ANDROID](#) [IPHONE & IPAD](#)

Turn pop-ups on or off

1. On your computer, open Chrome.
2. At the top right, click More .
3. Click **Settings**.
4. At the bottom, click **Show advanced settings**.
5. Under "Privacy," click **Content settings**.
6. Under "Pop-ups," select an option:
 - **Do not allow any site to show pop-ups (recommended)**
 - **Allow all sites to show pop-ups**

Block or allow pop-ups for a specific site

Not all pop-ups are ads or spam. Some legitimate websites display web content in pop-up windows.

Allow pop-ups from a site