

# Community High School District 117 Financial Projection

April 20, 2017



# Assumptions

- County Tax Information
  - EAV Changes -New Construction –CPI
- FTE Data
- Educational Programming
- Enrollment Projection
- CBA
- Insurance Premiums
- Facility Schedule

# Assumptions

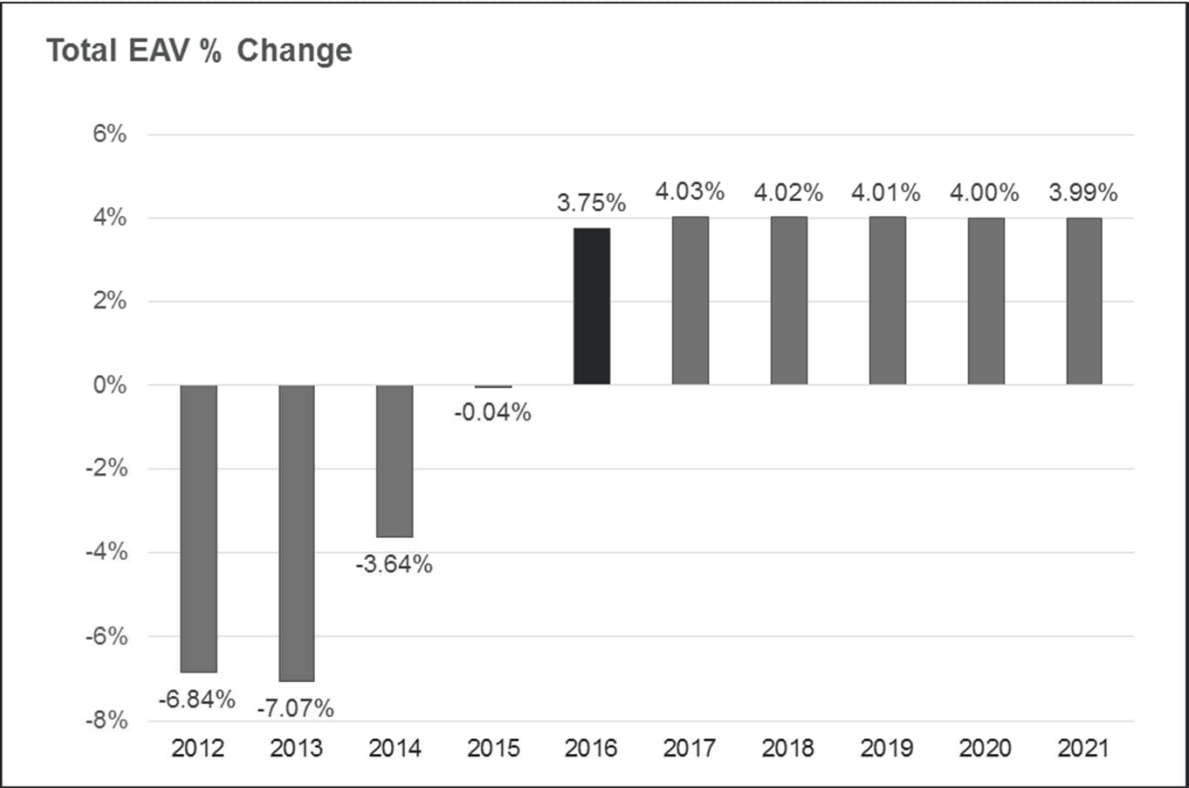
	<b>2016</b>	<b>2017</b>	<b>2018</b>	<b>2019</b>	<b>2020</b>	<b>2021</b>
<b>Existing EAV</b>	3.76%	3.76%	3.76%	3.76%	3.76%	3.76%
<b>New Construction</b>	\$1.67M	\$3M	\$3M	\$3M	\$3M	\$3M
<b>CPI</b>	0.7	2.1	1.9	1.9	1.9	1.9

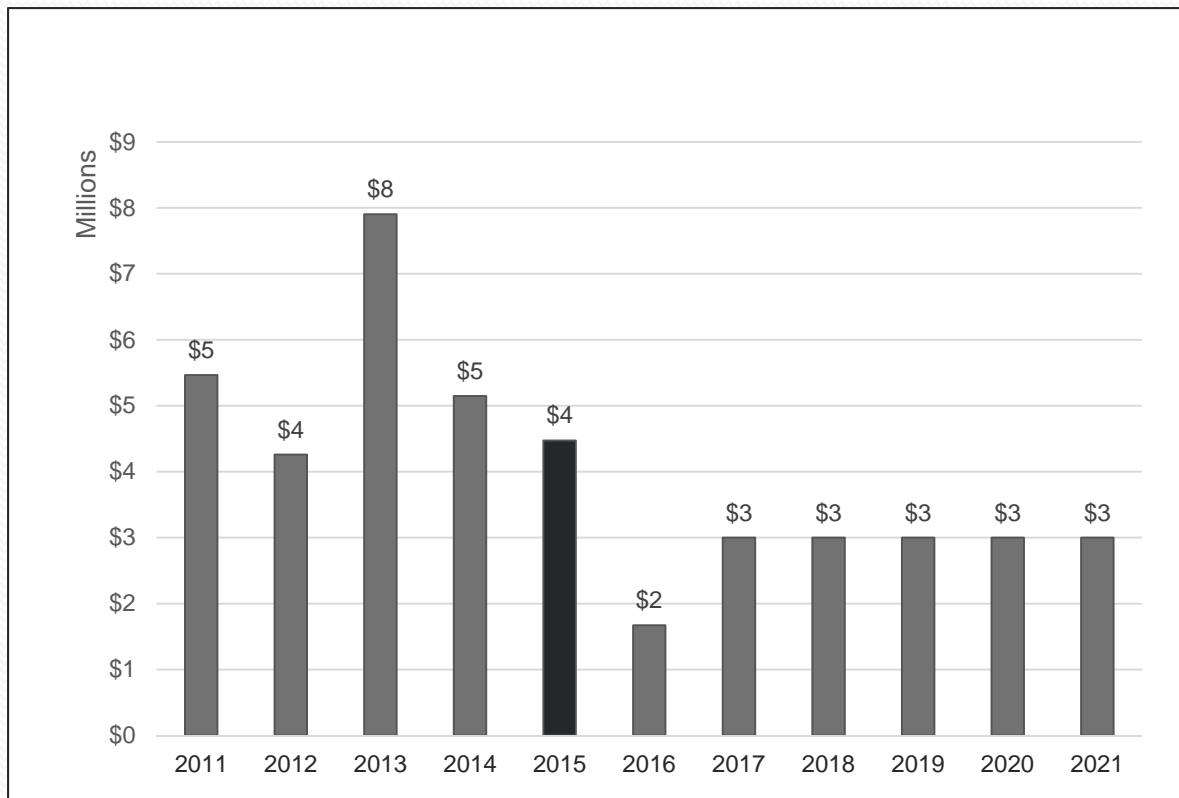
	<b>17-18</b>	<b>18-19</b>	<b>19-20</b>	<b>20-21</b>	<b>21-22</b>
<b>Wage Changes</b>	3.99%	3.99%	3.99%	3.99%	3.75%
<b>Insurance Rates</b>	0%	7%	6%	7%	6%
<b>FTE Change</b>		1.3	0	0	-1

# Total EAV Change

## Existing EAV + New Construction

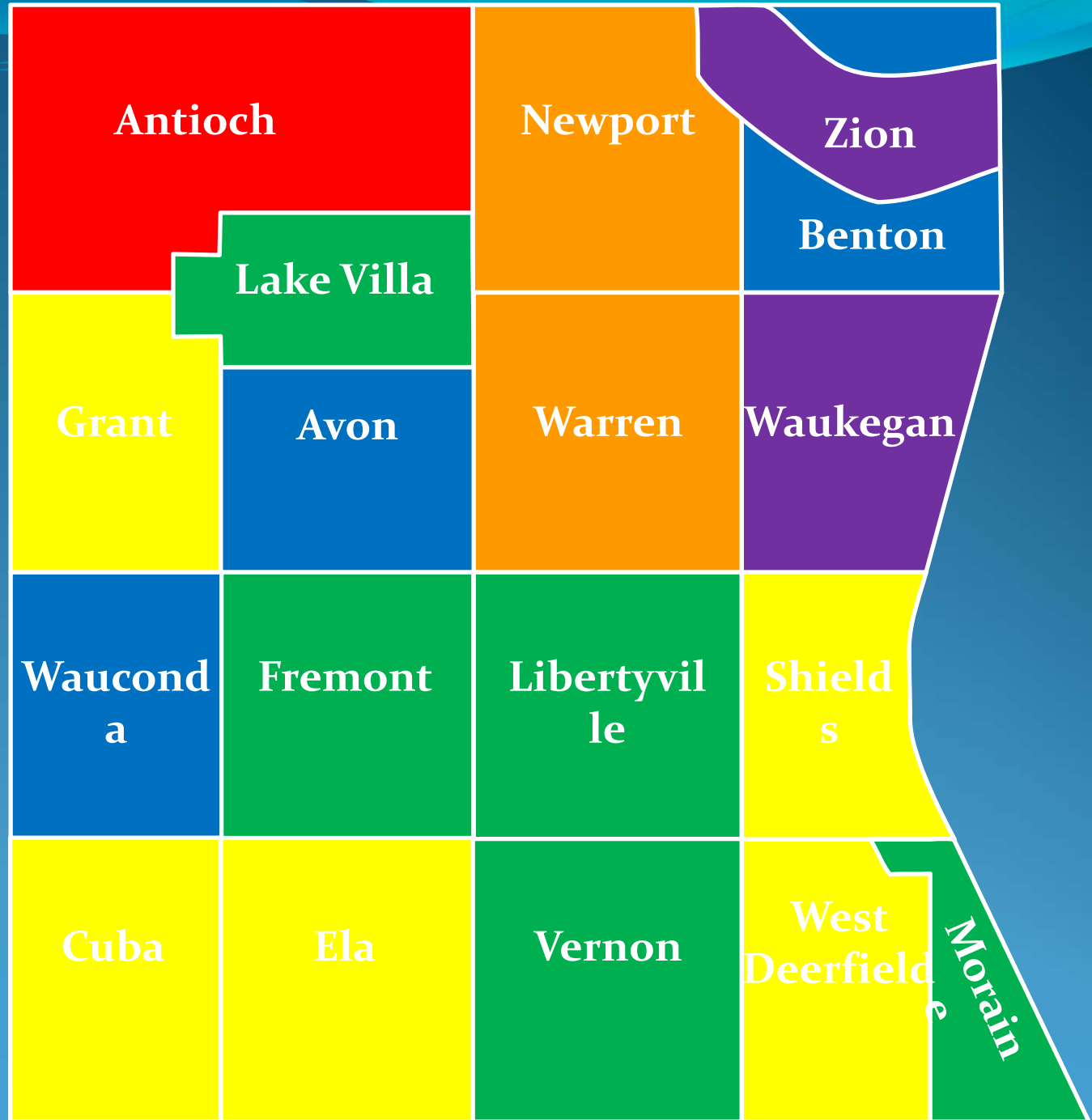


# New Construction



# 2016 VS 2015

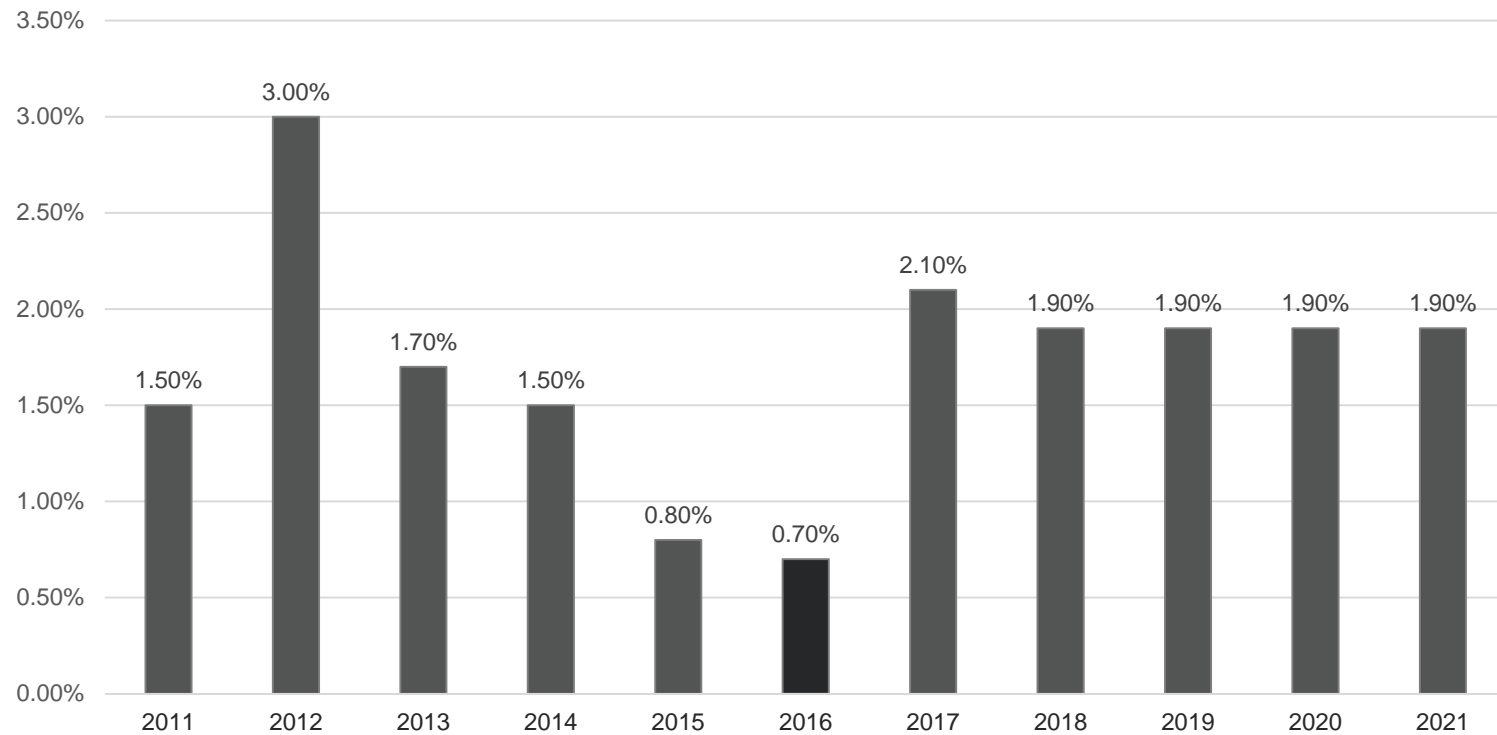
Antioch	2.17%
Avon	9.49%
Benton	8.38%
Cuba	5.01%
Ela	5.42%
Fremont	7.04%
Grant	5.97%
Lake Villa	6.17%
Libertyville	6.01%
Moraine	6.50%
Newport	4.63%
Shields	5.57%
Vernon	6.68%
Warren	4.23%
Wauconda	8.98%
Waukegan	12.02%
West Deerfield	5.57%
Zion	12.71%



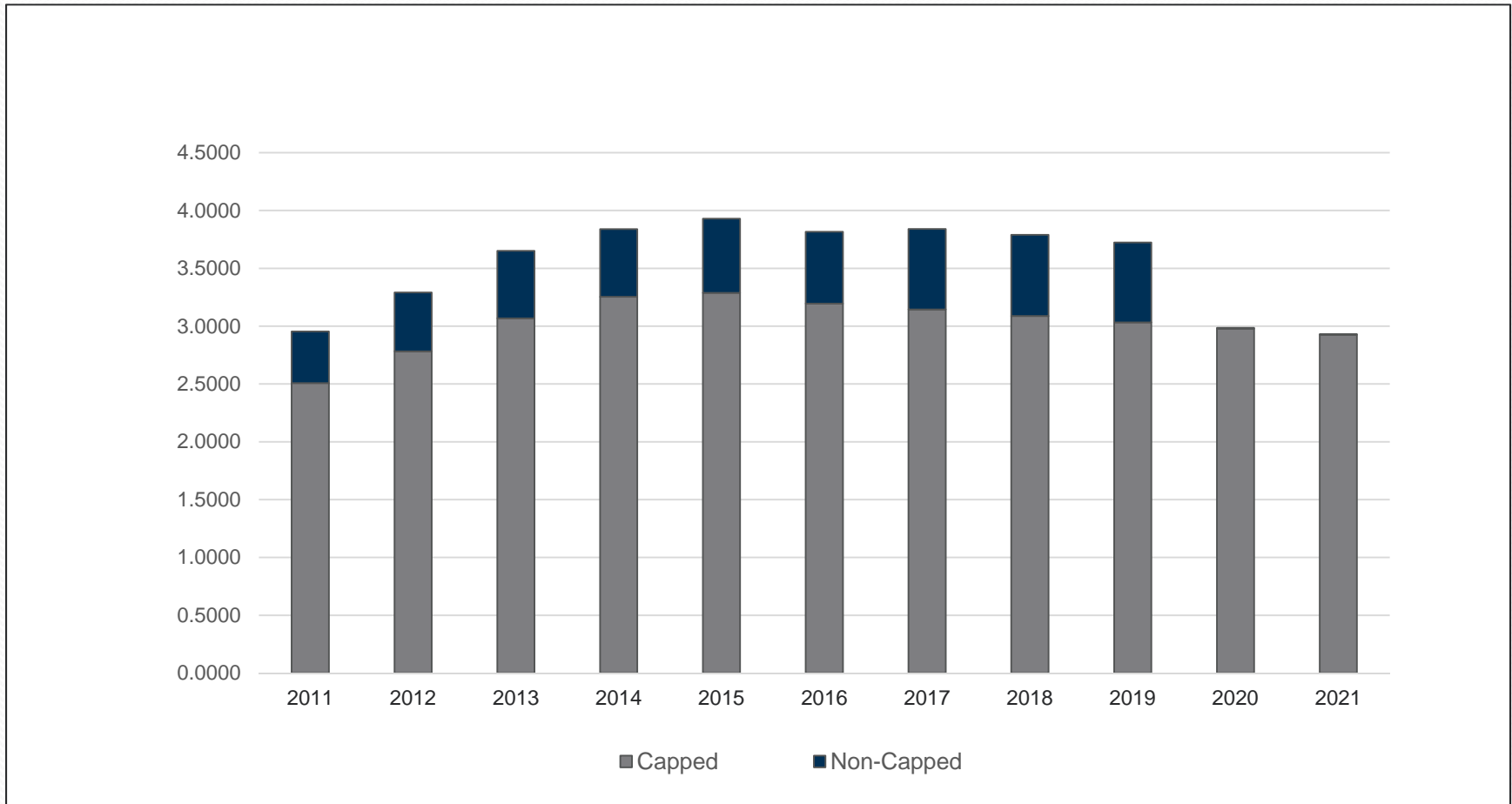
# CPI

## Actuals through 2017

Consumer Price Index

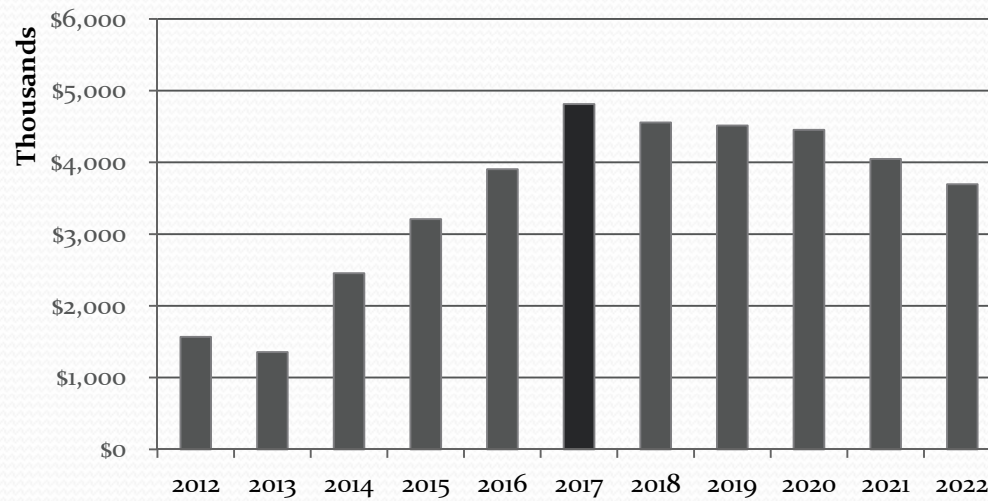


# Tax Rates

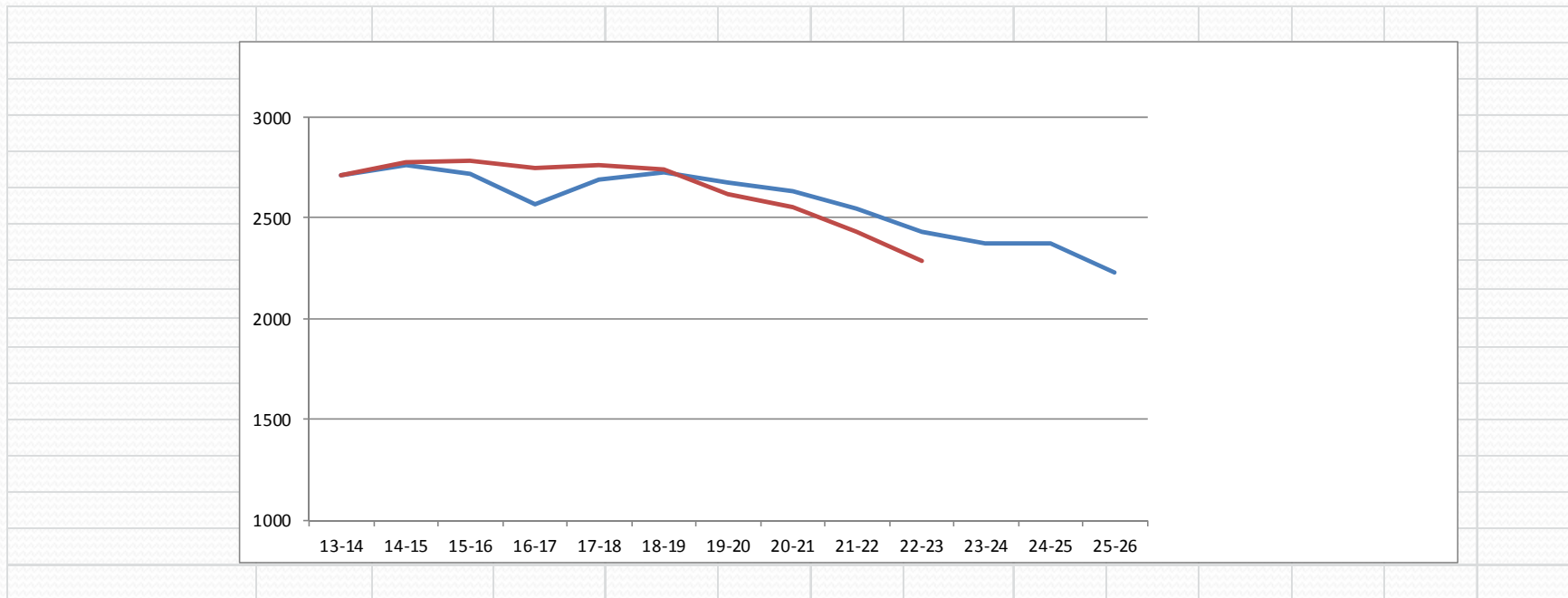




# General State Aid



# 2013 Projection (Red) vs. 2017 Projection (Blue)



# Enrollment Projection

Grade	K	1	2	3	4	5	6	7	8	9	10	11	12	TOTAL
2025-2026										515	603	550	560	2228
2024-2025									515	603	550	560	661	2374
2023-2024								515	603	550	560	661	600	2371
2022-2023							515	603	550	560	661	600	609	2430
2021-2022						515	603	550	560	661	600	609	679	2549
2020-2021					515	603	550	560	661	600	609	679	745	2633
2019-2020				515	603	550	560	661	600	609	679	745	645	2678
2018-2019			515	603	550	560	661	600	609	679	745	645	656	2725
2017-2018		515	603	550	560	661	600	609	679	745	645	656	643	2689
2016-2017	515	603	550	560	661	600	609	679	745	645	656	643	621	2565
2015-2016	556	540	566	652	610	609	676	771	677	682	661	689	689	2721
2014-2015	486	537	622	580	577	642	731	655	688	671	721	687	683	2762
2013-2014	508	604	595	578	656	726	658	700	681	712	690	692	621	2715

# Feeder Enrollment

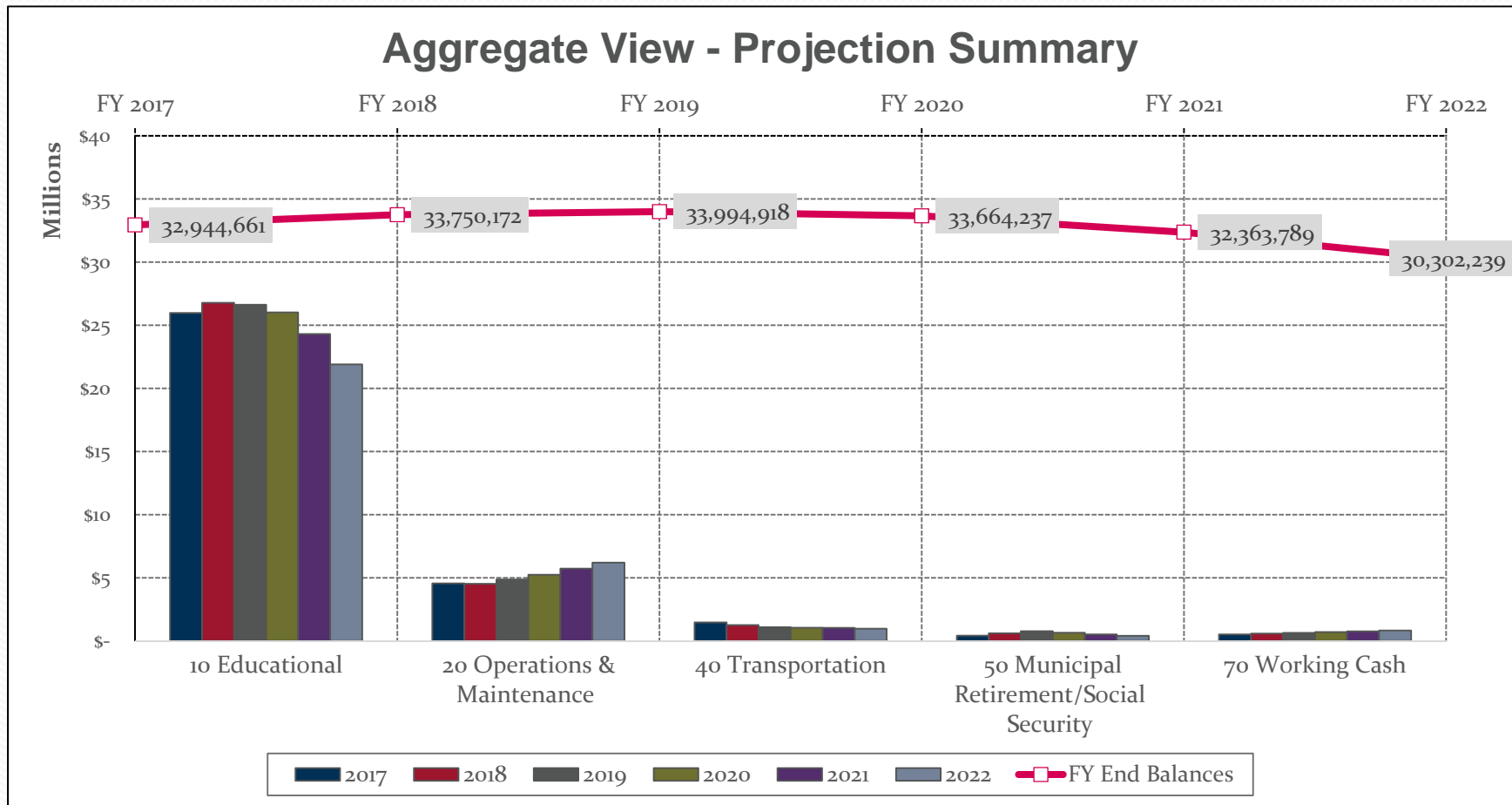
	K	1	2	3	4	5	6	7	8
Antioch 34	261	303	254	277	342	304	309	349	374
Emmons	35	42	31	32	35	31	32	32	55
Grass Lake	18	18	12	13	18	19	21	23	21
Millburn	54	58	76	72	80	75	83	99	95
Lake Villa	87	122	117	106	126	111	104	116	140
Private/Move ins	60	60	60	60	60	60	60	60	60
	515	603	550	560	661	600	609	679	745

# CHSD117 Enrollment by Feeder

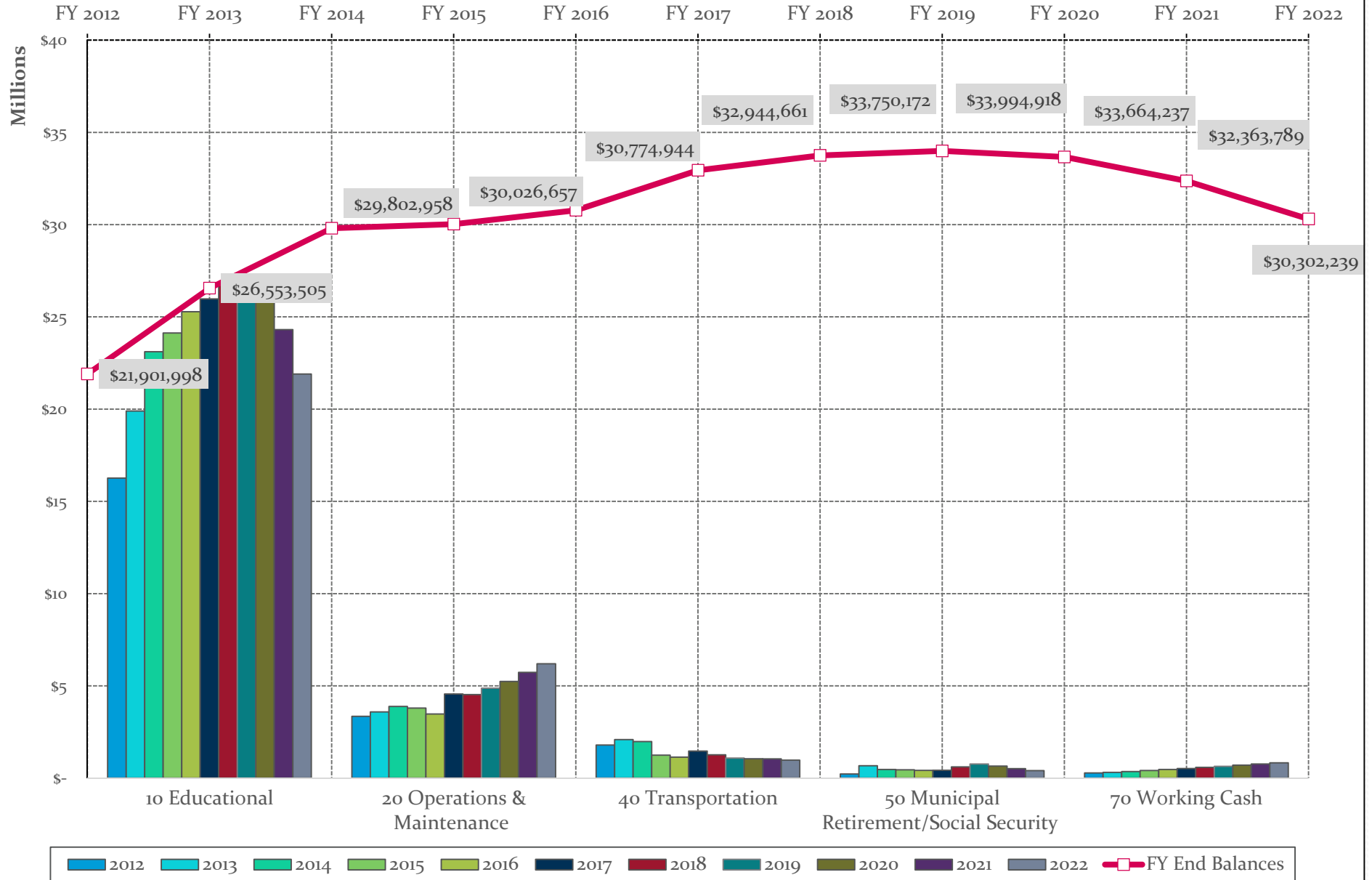
16-17 Enrollment	Augs	Emmons	Grass Lk	Palombi	St. Pete	St. Pats	Faith	Prince	Other	Total
ACHS 12th	205	37	18	2	6	1	2	0	32	303
ACHS 11th	216	31	21	3	6	1	3	0	29	310
ACHS 10th	225	38	11	1	7	0	4	0	27	313
ACHS 9th	236	27	14	1	8	0	4	0	23	313
8th graders (reg)	285	50	20	1	0	2	4	2	9	373
	Augs	Millburn	Grass Lk	Palombi	St. Pete	St. Pats	Faith	Prince	Other	Total
LCCHS 12th	83	83	2	103	3	2	2	6	34	318
LCCHS 11th	72	89	0	113	1	4	0	9	45	333
LCCHS 10th	71	98	0	133	3	4	0	4	30	343
LCCHS 9th	87	95	0	112	1	6	3	8	20	332
8th graders (reg)	91	95	0	141	0	2	0	10	1	340

# 2017-2022

## Year End Balance



# Projected Year-End Balances



# Two Year Tax Freeze Analysis

\*\*Tax freeze in levy years 2017 and 2018 (CPI of 0 in those years)

\*\*Existing property value increase of 2%

\*\*New construction value of \$5M

\*\*CPI increase of 1.9 in each year

CPI is the main driver of the change in extension dollars

		Rate		Rate
	No Tax Freeze		Tax Freeze 17 and 18	
2017	36,120,543	3.177	35,377,613	3.112
2018	36,965,530	3.174	35,530,147	3.051
2019	37,826,415	3.171	36,357,605	3.048
2020	38,703,502	3.168	37,200,634	3.045
2021	39,597,099	3.165	38,059,532	3.042
2022	40,507,518	3.161	38,934,600	3.039
2023	41,435,081	3.158	39,826,145	3.036
2024	42,380,113	3.155	40,734,480	3.033
2025	43,342,945	3.152	41,659,926	3.030
2026	44,323,917	3.149	42,602,806	3.027
	401,202,663		386,283,488	

\$401,202,663 is the 10 year value, of the uncapped extension, without a tax freeze.

\$386,283,488 is the 10 year value, of the uncapped extension, with a freeze in 2017 and 2018.

The loss, over 10 years, is \$14,919,175.